

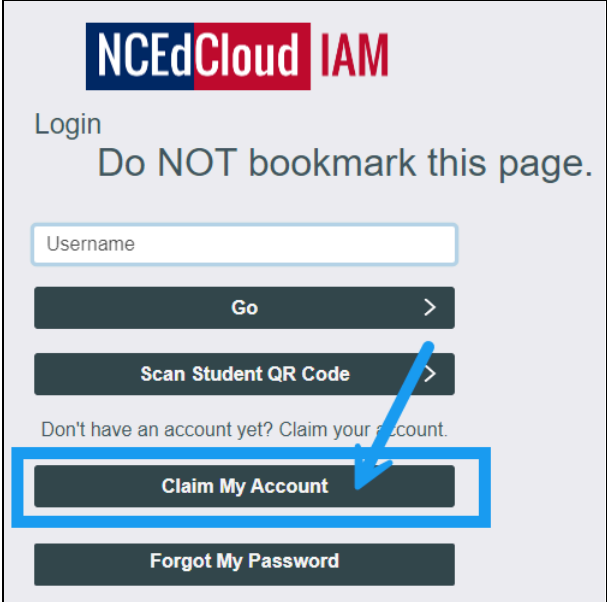
NEW TO CMS? GUIDE TO NCEDCLOUD CLAIMING

[Claim NCEdCloud Account](#) | [I can't claim my NCEdCloud Account](#) | [I can't log into my account](#)
[I transferred from a different NC district and the information on my NCEdCloud account is wrong](#)

Claim NCEdCloud Account

You will need your student ID number. Please contact your school or look on your schedule for your ID number.
Do not claim your account if you attended any other NC district. Your account will transfer over to CMS once your old district has released your student records to CMS.

1. Go to my.ncedcloud.org
2. Click on **Claim My Account**



NCEdCloud IAM

Login

Do NOT bookmark this page.

Username

Go >

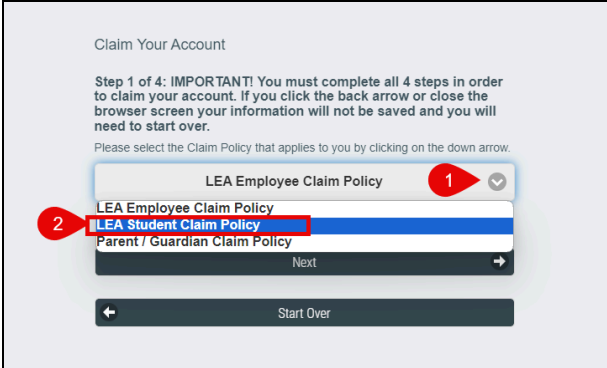
Scan Student QR Code >

Don't have an account yet? Claim your account.

Claim My Account

Forgot My Password

3. Choose **LEA Student Claim Policy** on the next page, then click **Next**



Claim Your Account

Step 1 of 4: IMPORTANT! You must complete all 4 steps in order to claim your account. If you click the back arrow or close the browser screen your information will not be saved and you will need to start over.

Please select the Claim Policy that applies to you by clicking on the down arrow.

LEA Employee Claim Policy 1

LEA Employee Claim Policy

LEA Student Claim Policy 2

Parent / Guardian Claim Policy

Next →

← Start Over

4. On the following screen, the following items must be filled in:

Student UID: student ID number

Grade level: the current grade level of the student

Birthdate: student birthdate in YYYYMMDD format

LEA/Charter Code: Enter **600**

5. Click on the checkbox next to **I'm not a robot**, answer any CAPTCHAs, then click on **Next**
6. On the next screen, choose a password that meets the requirements listed.
7. After setting a password, you will be prompted to choose and answer security questions in case of a forgotten password.

Claim Your Account

Step 2 of 4: Account Claim Information

Please provide all of the following required information.


Enter your Student UID number. *

Enter your Grade Level [6-12]. *

Birthdate [YYYYMMDD]
e.g. 20020427. *

Enter your 3-digit LEA / Charter School code
Ex. 011,111,01C,11C or click link to find code [Lookup code:](#) *

☐ I'm not a robot


reCAPTCHA
[Privacy](#) • [Terms](#)

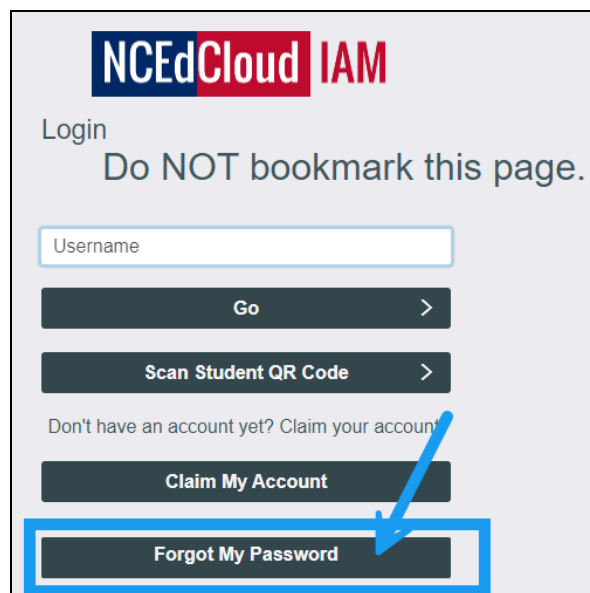
Next →

← Start Over

Troubleshooting

I can't claim my NCEdCloud Account

- If you were just recently enrolled from out-of-state to CMS, it takes a bit for the systems to update. Try again the next day and claim the account again.
- If you have claimed your NCEdCloud account, you cannot claim it again. Log in using your ID number and last known password. If you don't remember your password, you can try clicking on **Forget My Password** or reach out to your school for assistance.



NCEdCloud IAM

Login

Do NOT bookmark this page.

Username

Go >

Scan Student QR Code >

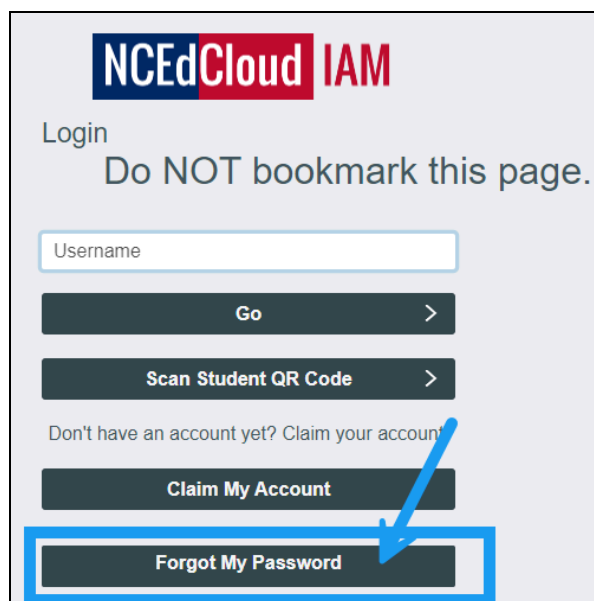
Don't have an account yet? Claim your account

Claim My Account

Forgot My Password

I can't log into my account

- Try entering the information again. Your username is your student ID only.
- If you don't remember your password, you can try clicking on **Forget My Password** or reach out to your school for assistance.



NCEdCloud IAM

Login

Do NOT bookmark this page.

Username

Go >

Scan Student QR Code >

Don't have an account yet? Claim your account

Claim My Account

Forgot My Password

I transferred from a different NC district and the information on my NCEdCloud account is wrong

Please contact your school for instructions on how to complete the transfer of your NCEdCloud account to Charlotte-Mecklenburg Schools. The previous district must release you from their records for your NCEdCloud account to transfer over.